

PRODUCT DATASHEET

Confidex Silverline Slim II™



On metal RFID label with excellent performance on various surfaces combined with narrow form factor

ELECTRICAL SPECIFICATION

Device type

Class 1 Generation 2 passive UHF RFID transponder

Air interface protocol

EPCGlobal Class1 Gen2 ISO 18000-6C

Operational frequency

ETSI: 865 - 869 MHz

FCC: 902 - 928 MHz

IC type

Impinj Monza R6-P™

Memory configuration

EPC 96/128 bit; User 32/64 bit; TID 96 bit

EPC memory content

Unique random 96bit EPC in every label

Read range (2W ERP)*

ETSI

On metal up to 7 m / 23 ft

On plastic up to 4 m / 13 ft

On liquid up to 4 m / 13 ft

FCC

On metal up to 7 m / 23 ft

On plastic up to 8 m / 26 ft

On liquid up to 2 m / 7 ft

Applicable surface materials*

Optimized for metal but works on any surface

Attachment on curved surface*

Label can be attached on a curved surface. Check installation instructions for more details.

* Read ranges are theoretical values that are calculated for non-reflective environment. Different surface materials may have an effect on performance.

MECHANICAL SPECIFICATION

Label surface

Printable white PET, Zebra 5095 resin ribbon recommended

Background adhesive

High performance acrylic adhesive optimized for metal and painted metal surfaces

Weight

0,7 g

Delivery format

600 pcs good labels on reel, bad ones marked with "XXX" printing.

Pitch on reel

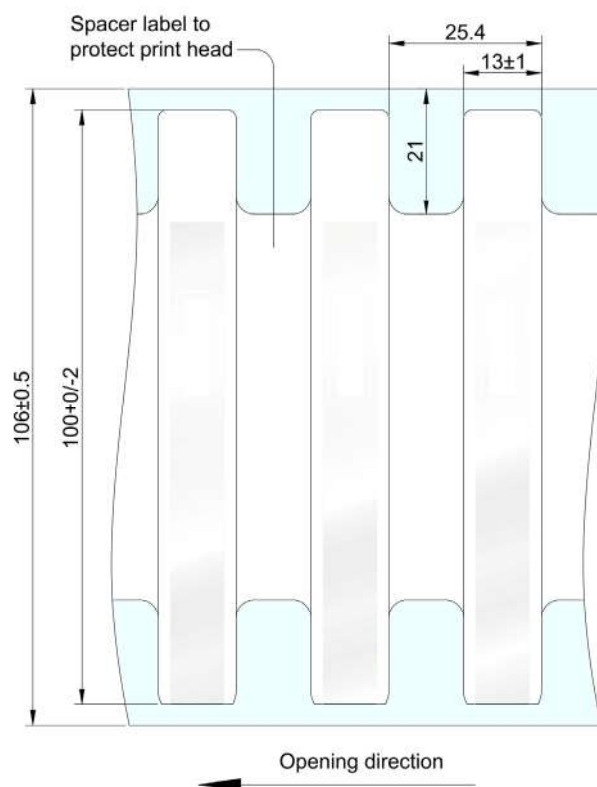
25,4 mm / 1"

Reel core inner diameter

76 mm / 3"

Tag dimensions

100 x 13 x 1,3 mm / 3.94 x 0.51 x 0.05"

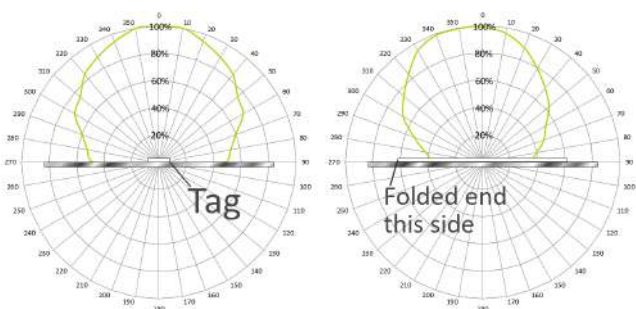


PRINTER COMPATIBILITY

The Confidex Silverline family is designed and verified to work with the **Custom Zebra ZT410 RFID Silverline and ZT411 On Metal** printers. Other Zebra printers are not recommended or supported. Contact your Authorized Zebra Reseller for ordering information.

Set-up instructions and printer configurations specifically for Silverline tags and the compliant printers are available on Zebra.com or by contacting Zebra Technical Support.

RADIATION PATTERNS



INSTALLATION INSTRUCTIONS



When attaching the label ensure the following

- Select a smooth surface without uneven areas below tag
- Avoid touching the background adhesive and IC location


When mounting the label with its adhesive, clean and dry the surface for obtaining the maximum bond strength. Typical cleaning solvents are heptane or acetone for oily surfaces or isopropyl alcohol for plastics. Do not use household cleaning solvents that contain oils. Carefully read and follow the manufacturer’s precautions and directions for use when working with solvents.

Ideal application temperature is from +16°C to +38°C (+60°F to +100°F), bond strength can be improved with firm application pressure and moderate heating from +38°C to +54°C (+100°F to +130°F). Application at temperatures below 10°C (50°F) is not recommended. Final bond strength is achieved in 72 hours.

For optimal read range it is important to test different placement of label on the actual asset. Generally attaching the label closer to the edge of metal asset gives better read range.



Minimum bending diameter of the Confidex Silverline Slim II™ is 100mm. For optimal performance please bend the label in the orientation shown below.



ENVIRONMENTAL RESISTANCE

Operating temperature

-35°C to +85°C / -31°F to +185°F

Peak temperature

+110°C / 230°F for 10min

Water resistance

IP68, tested for 5 hours in 1m deep water

Washing resistance

Tolerates industrial washing with standard solvents. Washing durability is recommended to be tested in the final application.

Chemical resistance

No physical or performance changes in:

- 168h Motor oil exposure
- 168h Salt water (salinity 10%) exposure
- 2h Sulfuric acid (10%, pH 2) exposure
- 30min NaOH (10%, pH 13) exposure
- Wiping with acetone

Printing durability is recommended to be tested in the final application.

Storage condition

1 year in +20°C / 50% RH

Environmental values are the best recommendations; resistance against different conditions depends on the combination of all influencing factors, exposure duration and chemical concentrations. Thus, product’s final suitability for certain environmental conditions is recommended to be tested.

ORDER INFORMATION

Zebra part number: 10026765

Product name: Confidex Silverline Slim II™ MR6-P ETSI

Zebra part number: 10026766

Product name: Confidex Silverline Slim II™ MR6-P FCC

For additional information and technical support, please contact your Authorized Zebra Reseller or Zebra Technical Support.

DISCLAIMER

THE MATERIALS, PRODUCTS AND SERVICES ARE SOLD SUBJECT TO ITS STANDARD CONDITIONS OF SALE, WHICH ARE INCLUDED IN THE APPLICABLE DISTRIBUTOR OR OTHER SALES AGREEMENT. ALTHOUGH ANY INFORMATION, RECOMMENDATIONS, OR ADVICE CONTAINED HEREIN IS GIVEN IN GOOD FAITH, CONFIDEX MAKES NO WARRANTY OR GUARANTEE, EXPRESS OR IMPLIED, (i) THAT THE RESULTS DESCRIBED HEREIN WILL BE OBTAINED UNDER END-USE CONDITIONS, OR (ii) AS TO THE EFFECTIVENESS OR SAFETY OF ANY DESIGN INCORPORATING ITS PRODUCTS, MATERIALS, SERVICES, RECOMMENDATIONS OR ADVICE. EXCEPT AS PROVIDED IN CONFIDEX STANDARD CONDITIONS OF SALE, CONFIDEX AND ITS REPRESENTATIVES SHALL IN NO EVENT BE RESPONSIBLE FOR ANY LOSS RESULTING FROM ANY USE OF ITS MATERIALS, PRODUCTS OR SERVICES DESCRIBED HEREIN.

Each user bears full responsibility for making its own determination as to the suitability of Confidex products, materials, services, recommendations, or advice for its own particular use. Each user must identify and perform all tests and analyses necessary to assure that its finished systems incorporating Confidex products, materials, or services will be safe and suitable for use under end-use conditions. Nothing in this or any other document, nor any oral recommendation or advice, shall be deemed to alter, vary, supersede, or waive any provision of this Disclaimer, unless any such modification is specifically agreed to in a writing signed by Confidex.